

WARMTOUCH

From toe to top we've got it covered!




Buy from the Underfloor Heating experts

We have managed underfloor heating projects for
The Crown Estate, The Savoy, Dorchester, Berkeley and
Langham Hotels.

www.warmtouchunderfloorheating.co.uk

0800 328 4980



When making any purchase you want the best quality at the right price.

Since 1994, our expert team has been supplying the best quality electric underfloor heating available. Between us we have supplied well over two million square metres of heating! We take great pride in our Warmtouch range of underfloor heating offering class leading quality and a lifetime guarantee that even includes the floor finish. Only compare our products against similar 2mm thin, high quality heating products.

Warmtouch products offer the following benefits:

- All the underfloor heating mats and cables in the Warmtouch range are covered by our unique FailSafe Guarantee, we offer a lifetime warranty on the products and even cover the complete floor for the first 10 years for complete peace of mind.
- Thin cable technology – Warmtouch Pro mats and cables are only 2mm thin
- There is a sticky backing on all of our under tile mats for fast installation
- One 3m long connection cable for easy wire up
- Great choice of products for any scenario whatever your underfloor heating requirements
- Class leading products which exceed international safety approvals
- UL & LGA Accredited
- Free installation kit for our cable systems

To have underfloor heating all you need is the correct sized product and a programmable thermostat. We aim to make your journey easy but if you have any questions don't hesitate to contact us on **0800 328 4980**.

For bathrooms and smaller areas:

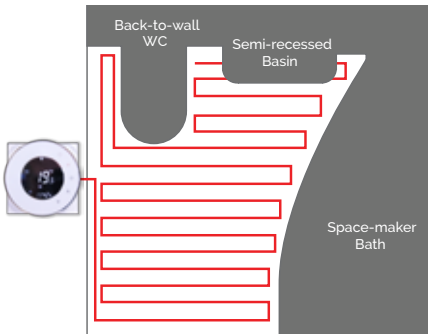
Warmtouch Pro Cable

The Warmtouch cable system is only 2mm thick for minimal floor build up making it perfect for renovation and its flexibility makes it perfect for use in any room of any shape or size.

- The Warmtouch cable system is available in 5 different sizes so there's a size for every room
- The cable is very easy to install and comes with a roll of self adhesive tape
- Pro Cable is only 2mm thin
- one 3m long connection cable for easy install
- lifetime Warmtouch guarantee

Our cable comes with its own fixing tape for easy installation. Simply lay the cable out at the correct width for your area m² (shown in the instructions). Installing Loose wire systems is much easier in smaller areas. Sometimes only a cable system will give you the perfect coverage and perfect heat across the entire floor.

Fitting is simple follow the instructions laying the wire back and forth at the correct width using the fixing tape included.



The Warmtouch Pro Cable range comes in the following sizes:

Code	Power	200watt per m ²	150watt per m ²	125watt per m ²
WTC300	300	1.50m ²	2.0	2.4
WTC400	375	1.88m ²	2.5	3.0
WTC600	600	3.0m ²	4.0	4.8
WTC800	750	3.75m ²	5.0	6.0
WTC1000	1050	5.25m ²	7.0	8.4



For combined heating and decoupling protection :

Pro Cable DC



On a wooden sub-floor we recommend a decoupling membrane to make the floor stable for tiles. Our Warmtouch DC system combines our Warmtouch Pro Cable with our special decoupling membrane.

The Warmtouch Flexiwire product only adds 5mm to the floor depth (including the matting) and is designed for use on compromised or unstable subfloors such as cracked or uncured screeds or timber substrates.

1. Adhere the mat to the wooden sub-floor
2. Push the wire into the mat which holds it in place
3. Use flexible adhesive and tile.



The mat comes in a roll and is one metre wide. We will supply you with the amount you require.

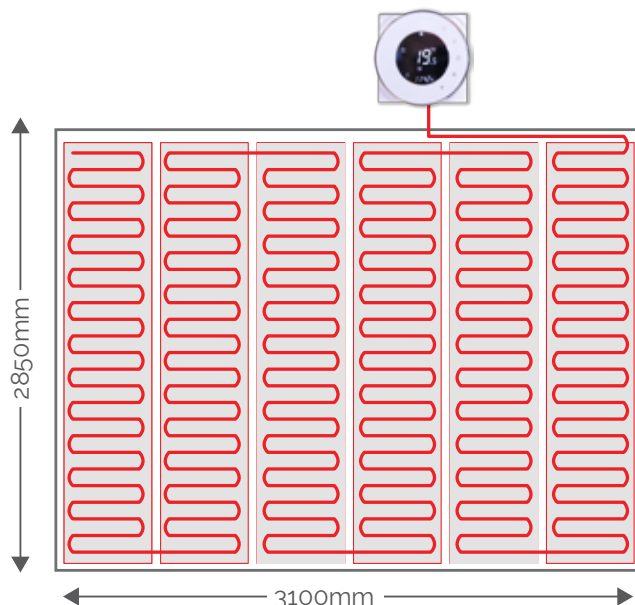
For larger areas such as
kitchens and conservatories
use

Warmtouch Pro mats

The Warmtouch mat products all have an adhesive backing for easy installation. Use our mats in larger more straight-forward shaped rooms. Calculate the correct sized mat/s for your area and choose from one of our mat products depending on your requirements. To install simply roll them out, cut the mat backing and turn back and forth to cover your floor.


- Mats come in a full range of sizes from 1-12m²
- Full adhesive backing for easy install
- Quick to install in larger areas
- The heating cable is only 2mm thick
- One 3m long connection cable for easy install
- Lifetime Warmtouch guarantee, and for the first 10 years we even cover the entire floor

This mat is as good as any available. It's only 2mm thin, has an adhesive backing, class leading technical specification and is ideal for warming floors or indeed heating the floors in any room.



If you want a floor warming
system

Warmtouch Pro 160watt/m² mat (2mm thin)



This 160Watts/m² Warmtouch Pro mat is very powerful and has the benefit of being only 2mm thin! We believe this mat is the best value product on the market. Although the mat maybe slightly more to purchase than lesser quality mats available, it actually saves you money using less leveling compound/adhesive.


You can use up to 23m² of the 160watt mat systems on one thermostat

Available in a range of sizes from 1m² to 12m².

Technical specification	160 W
Output cable	12.5watts
Voltage	230V
Outer insulation	PVC
Inner insulation	Tefzel (200°C)
Thickness of wire	2mm
Protection class	IPX7
Connections	One connection 3m long
Cable	Multi strand/Red/Red

More heat required?

Warmtouch Pro
200watt/m² mat (2 mm thin)
can heat kitchens/conservatories
or your whole property!



In the right circumstances this system can be used as the only source of heating in a room. This system is ideal for conservatories and rooms where you need that little bit of extra warmth. If you need a system to heat your room please call our helpline.

The Warmtouch Pro mats are for those looking for the best quality 2mm thin adhesive backed mats on the market.


You can use up to 18m² of the 200watt mat systems on one thermostat.

Available in a range of sizes from 1m² to 12m².

Technical specification:	200 W
Output cable	12.5watts
Voltage	230V
Outer insulation	PVC
Inner insulation	Tefzel (200°C)
Thickness of wire	2mm
Protection class	IPX7
Connections	One connection 3m long
Cable	Multi strand/Black/Red

Having a laminate or carpeted floor? Use our

Warmtouch Pro Foil
mat – 140Watt m²



Our Warmtouch Pro Foil mat has been designed specifically for use under carpet, laminate and hardwood flooring. This system has a foil heat exchanger for even distribution of heat under the floor surface. The 2.3mm thick heating cable beds into the foam underlay. The flooring is laid over the heat mat and the foil heat-exchanger distributes the 140Watts/m² heat evenly across the floor area.

- Easy to install
- Surpasses international safety standards
- Tough construction and easy to install
- Heating cables only 2.3mm thick

The Foil mat must be installed with a special foam underlay that has to cover the whole area of the floor.

You can order up to 25m² of this mat to use on one thermostat.

You have chosen your heating system – now you need a control:

The thermostat is essential as it controls when your heating will come on, go off and the exact temperature you wish the floor or air to be. Meaning you don't

waste energy and the floor is at its optimum temperature when you want it to be, for lower bills and greater comfort. Each thermostat comes with a floor probe that is

installed in the adhesive layer, thermostats comes with full operating instructions.

Warmstat X-M



- Simple on/off switch
- Up & down temperature adjustment
- Floor sensor included

Warmstat X-R



- 7 day programmable thermostat
- 6 settings each day
- Air and floor sensor included
- 3 year guarantee
- Manual heating on/off function

Warmstat X-W (Wi-Fi)




- 7 day programmable smart (Wi-Fi) thermostat
- Intelligent touch screen control
- Manual heating on/off function
- 6 settings each day
- 3 year guarantee
- Air and floor sensor included



What else do I need to think about?

Warmtouch Insulation Boards

The perfect (green) sub-floor for your underfloor heating system



Insulation boards are available in 1200mm x 600mm boards in various depths 6mm and 10mm thickness are the most used but boards are as thin as 4 or as thick as 70mm!

- The boards have an insulating polystyrene core, which is protected by a strong outer cement type coating.
- In tests with our under floor heating products, the floor warming time on an un-insulated floor was cut from over one hour to less than 30 minutes!
- Simply fix the boards to the concrete floor with tile adhesive or on a wooden floor washers & screws.
- Simply cut with a sharp knife

New homes built to current building regulations will already be insulated and so it's not essential to double up with insulation boards. However, in older properties, and particularly if you want to take out radiators and have underfloor heating as the main source of heat, it is essential that you install insulation boards. Your floor will get warmer quicker and you'll save up to 40% on your heating bills!

Frequently asked questions



What is an RCD and why do I need one?

An RCD (Residual Current Device) is a safety device that switches electricity off immediately in the event of a fault providing protection against electric shock and against additional damage. If you don't have one of these, you can easily purchase an RCD spur from a DIY store – your electrician will be able to advise you on this.

What happens if my system gets damaged during installation?

Installation of our systems is so simple that this really happens, however on the rare occasion that it does, we have a team of engineers who will repair the damage with minimum disruption to your floor – usually only one tile is removed. For technical advice and assistance call our freephone helpline.

How long will it take for my floor to warm up once the heating is switched on?

This depends very much upon 2 things, the temperature of the floor when the heating is switched on and the subfloor/ thickness of the floor covering. A system installed on an insulated subfloor will warm up a lot quicker than one laid on an uninsulated concrete subfloor. In most cases, you should feel a rise in temperature within 40-60 minutes, however, if the floor is insulated it could be warm within 20 minutes – another reason to buy Warmtouch Insulation Boards! Another thing to bear in mind is that the warm up times (and indeed the running costs) are reduced if you set the thermostat to a comfortable economy setting.

Enjoy your underfloor heating!!

More information

Is underfloor heating complicated?

All you need to install underfloor heating is the correct sized system, a thermostat and (if you don't have one on your mains) an RCD. It is essential to make sure you have the correct sized heating system, calculate the free floor space in the room, decide the key areas you want to cover, take out any areas where there'll be furniture (kitchen units etc), many people also come away from the walls by 10cm or so, as these parts of the floor are never walked on. If you require a system which is between sizes, always go for the smaller size as if you have too much you can't reduce the size of the system.

Why do I need a thermostat?

Controlling your heating with a thermostat ensures that you don't waste any energy, as soon as the floor reaches your desired temperature it'll turn itself off, saving you money on energy bills. Also, a timer/ thermostat will ensure that the floor is always warm when you want it, be it for the children's bathtime or a leisurely Sunday breakfast in the kitchen the floor will be luxuriously warm to walk on.

You can't beat experience and quality

When purchasing your underfloor heating from us you can be assured that you are buying from one of the longest standing suppliers of electric underfloor heating in the UK. So when we back up our assurances of the quality of our heating systems with our long guarantees – from a minimum of 25 years to a maximum of a lifetime with the warranty extending to the entire floor – you know you can trust us. Put simply, our systems will not let you down and with our guarantee's we've staked our reputation on that.

Is it expensive?

With our Warmtouch range underfloor heating has never been more affordable and accelerated lifespan tests on the Warmtouch range show that it should last over 40 years, so that equates to as little as £2.00 per year to have a luxuriously heated floor!

It's electric though, it must cost a lot to run?

This is a common misconception, although more efficient, electricity does cost more per kilowatt than gas. However, the beauty of a Floor Warming Company Warmtouch system and thermostat is that you have total control of exactly when the heating is on and at what temperature, so you will never waste energy. Our most commonly sold system would typically cost less than 10 pence per day to run.

